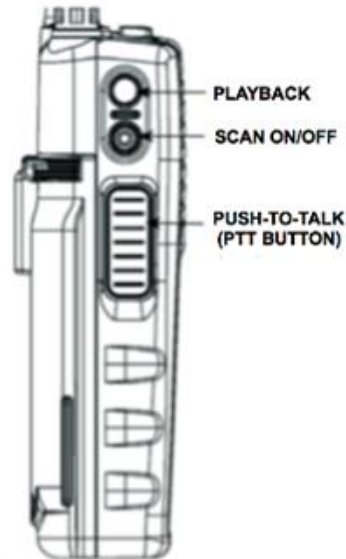
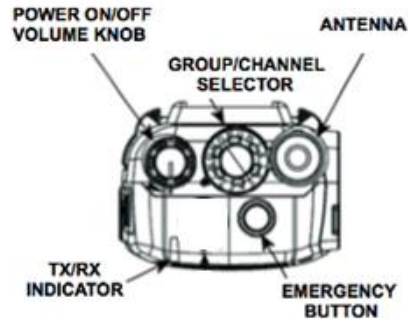


# York County XG-75 Fire/EMS Portable Radio



## The Keypad is Locked by Default

To unlock or re-lock the keypad; press the "M" button on the front of the radio, followed by the top side button. Top and Side buttons and knobs are never locked.

## Emergency Button

Pressing the button for 2 seconds gives your radio priority over other radios in the system, alerts dispatch and users and opens your mic for 10 seconds, without having to PTT the radio.

## Keys/Buttons

- SCN – Scan On/Off
- ADD – Adds groups from scan list
- DEL – Deletes groups from scan list
- Top Side Button – Audio Playback
- Bottom Side Button – Scan On/Off
- Arrows – System Selection Up/Down

## Radio Microphone

It is essential that the user transmit approximately 4-6 " away and directly into the radio microphone to ensure the highest quality transmission.

## Fleet Map Reference

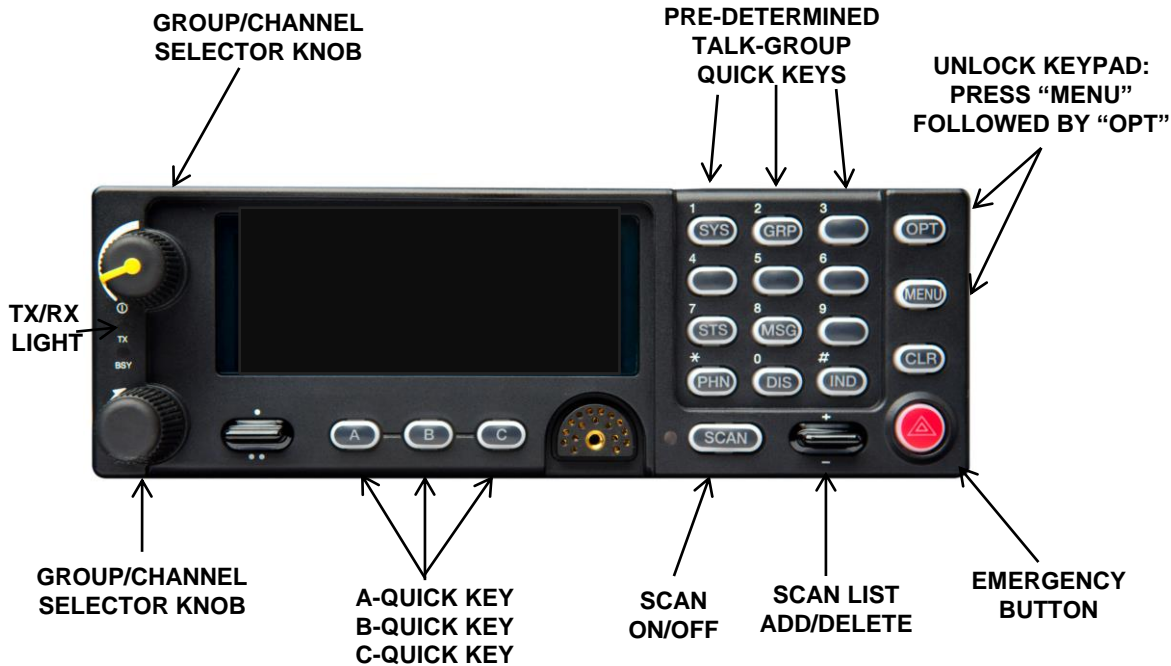
On the reverse side of this card is a table showing the talk groups and how they are positioned in the radio as well as the A,B,C switch functions. The system is located on the top line of the radio display and the talk group is located on the second line of the display.

## Digital Audio

Digital audio inherently has a delay between when the user speaks and when the audio is received by other radios. When in a location where a radio is receiving in the area that another radio is transmitting, it is essential to understand that the audio from the receiving radios will feed back into the transmitting radio and cause a digital delay "warble". This also occurs when an officer has a portable turned up while inside the car and using their mobile radio.

\*\*\*\*Whenever possible, radios in the vicinity of the transmitting radio should be turned down.

# York County XG-75M EMA Radio



## KEY/BUTTON FUNCTIONALITY

- A,B,C – PRESET QUICK KEYS

## • PRE-SET QUICK KEYS

- #1 N FIRE
- #2 N FP
- #3 EMA CW
- #4 S FIRE
- #5 S FP
- #6 EVENT12
- #7
- #8
- #9
- #0 8TAC91D
- \*
- #

## EMERGENCY BUTTON

Pressing the button for 2 seconds gives your radio priority over other radios in the system, alerts dispatch and users and opens your mic for 10 seconds, without having to PTT the radio.

## RADIO MICROPHONE

It is essential that the user transmit approximately 4-6 “ away and directly into the radio microphone to ensure the highest quality transmission.

## FLEET MAP REFERENCE

On the reverse side of this card is a table showing the talk groups and how they are positioned in the radios. The system is located on the top line of the radio display and the talk group is located on the second line of the display.

## DIGITAL AUDIO

*Digital audio inherently has a delay between when the officer speaks and when the audio is received by other radios. When in a location where a radio is receiving in the area that another radio is transmitting, it is essential to remember that the audio from the receiving radios will feed back into the transmitting radio causing a digital delay “warble”. This also occurs when an officer has a portable turned up while inside the car and using their mobile radio.*

*\*\*\*\*Whenever possible, radios in the vicinity of a transmitting radio should be turned down.*

# EMA 700 MHz P25 System Portable Radio Fleet Map

EMA 700 MHZ FLEETMAP							
	N FIRE	S FIRE	FP NORTH	FP SOUTH	EMS	Police	EMA
1	N FIRE	S FIRE	N FP	S FP	FD DISP*	PD City1*	EMA CW
2	N EMS	S EMS	N FIRE	S FIRE	EMS DISP*	PD City2*	EMA 2
3	FG N3	FG S3	FP N3	FP S3	N EMS	PD North*	PBAPS 3
4	FG N4	FG S4	FP N4	FP S4	S EMS	PD NYCR*	TMI 4
5	FG N5	FG S5	FP N5	FP S5	YH ALS	PD East*	HAZMAT 5
6	FG N6	FG S6	FP N6	FP S6	YH BLS	PD South*	HAZMAT 6
7	FG N7	FG S7	FP N7	FP S7	MH ALS	PSP 1	ATR 7
8	FG N8	FG S8	FP N8	FP S8	MH BLS		ATR 8
9	FG N9	FG S9	FP N9	FP S9	HH ALS		FReg9
10	FG N10	FG S10	FP N10	FP S10	HH BLS		FReg10
11	PS CW	PS CW	PS CW	PS CW	OTAP		FReg11
12	N FP	S FP	NO TG	NO TG	Event 12		FReg12
13	EMA CW	EMA CW	EMA CW	EMA CW	Event 13		YCFSTrng
14	TOWNSHIP/BORO	TOWNSHIP/BORO	TOWNSHIP/BORO	TOWNSHIP/BORO	Event 14	* Receive Only	TOWNSHIP/BORO
15	8TAC	8TAC	8TAC	8TAC	Event 15		
16	N EMERG	S EMERG	N EMERG	S EMERG	TOWNSHIP/BORO		